



Sidewall Stairs

On a standard bin, the stair sections used are determined by the height of the sheet. For a 32" bin sheet, use one 13200 per sheet. For the top two rings, the parts needed are determined by the desired location of the platform, using the chart below.

Height of rings 44"	5 1/2" below eave 1-35000 Platform 1-13200 Section 1-14400 Section	16" below eave 1-35000 Platform 1-12100 Section 1-14400 Section
32"	1-35000 Platform 1-12100 Section 1-13200 Section	1-35000 Platform 1-14400 Section

Example: For an 8 ring bin with 32" sheets and a platform 16" below eave, use 1-35000 Platform, 1-14400 Stair Section, and 6-13200 Stair Sections.

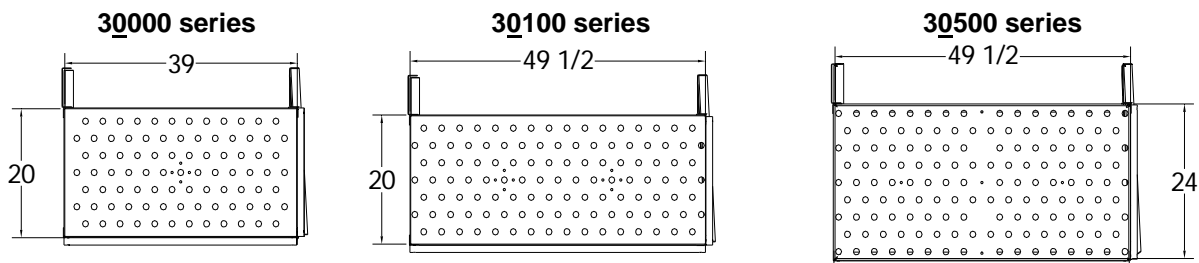
12100	21" Stair Section..... 2 steps. Travels 18 3/4" around bin.	38 lbs.....	\$161.00
13200	32" Stair Section..... 3 steps. Travels 28 1/8" around bin.	51 lbs.....	\$218.00
14400	44" Stair Section..... 4 steps. Travels 37 1/2" around bin.	64 lbs.....	\$293.00
14200	42" Stair Section..... 4 steps. Travels 37 1/2" around bin.	64 lbs.....	\$293.00
35000	Stair Platform (see p. 2 for more platforms)..... Travels 37 1/2" around bin.	64 lbs.....	\$279.00
35002	Kickboard.....	14 lbs.....	\$49.00
36000	Intermediate Platform..... Use for rest stops or under crawl door.	57 lbs.....	\$243.00
37000	Twin Platform..... Use on second bin to share 1 set of stairs for 2 bins.	60 lbs.....	\$243.00
38000	Ladder Platform..... For use with vertical ladder.	58 lbs.....	\$243.00
38050	Platform Filler..... Use to join 2 platforms to make double long platform.	13 lbs.....	\$59.00
39000	End Platform..... Use at eave of bin where no stairs or ladder present.	64 lbs.....	\$262.00
40000	Booster Step 7"x20".....	8 lbs.....	\$44.00
45000	Door Step 9"x20".....	10 lbs.....	\$66.00
SSG01	Sidewall Stair Gate	25 lbs.....	\$140.00
NST01	Nutsert Tool.....	1 Net.....	\$77.00
NS100	Nutserts.....	100 Net.....	\$40.00
Nut NP	Nutsert Replacement Nose Piece	1 Net.....	\$12.00

Read and follow directions carefully for installation. We are not responsible for damage or accidents caused by improper installation. Stairs are designed to hold one person plus the weight one person can carry.

Straight Up Stairs

62003	3' Rise Section, 24" wide steps at 45 degrees.....	64 lbs.....	\$334.00
	Includes Hand & Intermediate rails on both sides. Limit 7 non-supported sections.		
62001	Starter Package.....	26 lbs.....	\$87.00
	Includes top and bottom starters. Adds 1' rise to stair run.		
63500	Straight Up Stair Platform (see p. 14 for illustration).....	53 lbs.....	\$231.00
	End, Side, Corner, Switchback and Offset		

Platforms



The first digit indicates platform. The second digit indicates style. The third digit indicates series.

Regular 30000 Series. Feature 39"x 20" deck with 6" wall brackets, placing the outside edge of the platform 26" from bin wall. Bolt spacing is 37 1/2" or 4 bolt spaces.

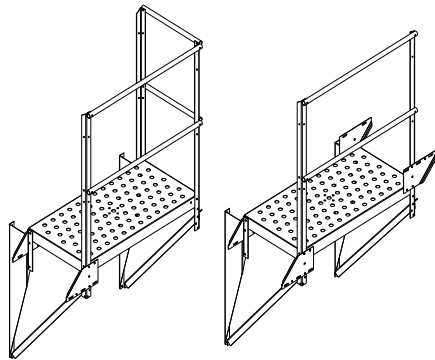
35000	Stair Platform.....	64 lbs.....	\$ 279.00
36000	Intermediate Platform.....	57 lbs.....	\$ 243.00
37000	Twin Platform.....	60 lbs.....	\$ 243.00
38000	Ladder Platform.....	58 lbs.....	\$ 243.00
39000	End Platform.....	64 lbs.....	\$ 262.00

Long 30100 Series. Feature 49 1/2" x 20" deck with 6" wall brackets, placing the outside edge of the platform 26" from the bin wall. Bolt spacing is 46 7/8" or 5 bolt spaces. These integrate with a stair run.

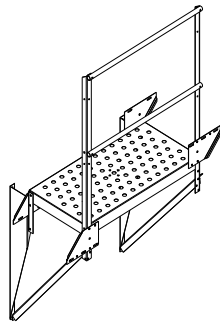
35100	Long Stair Platform.....	78 lbs.....	\$ 325.00
36100	Long Intermediate Platform.....	71 lbs.....	\$ 306.00
37100	Long Twin Platform.....	74 lbs.....	\$ 306.00
38100	Long Ladder Platform.....	74 lbs.....	\$ 306.00
39100	Long End Platform.....	78 lbs.....	\$ 325.00

Large 30500 Series. Feature 49 1/2" x 24" deck with 6" wall brackets, placing the outside edge of the platform 30" from the bin wall. Bolt spacing is 46 7/8" or 5 bolt spaces. These will NOT integrate into stair run.

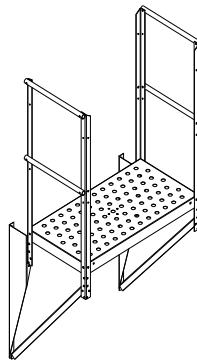
37500	Large Twin Platform.....	84 lbs.....	\$ 351.00
38500	Large Ladder Platform.....	82 lbs.....	\$ 351.00
39500	Large End Platform.....	88 lbs.....	\$ 363.00



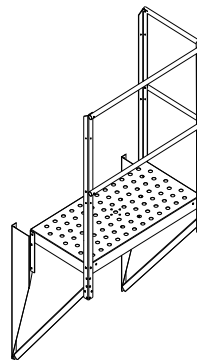
35000 Stair Platform



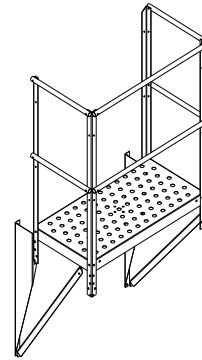
36000 Intermediate Platform



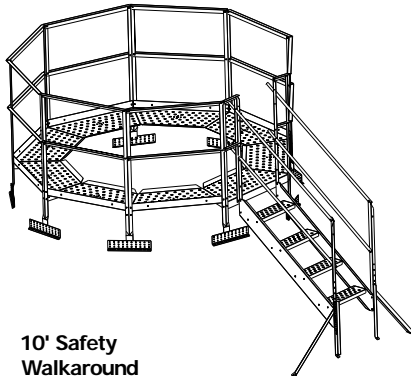
37000 Twin Platform



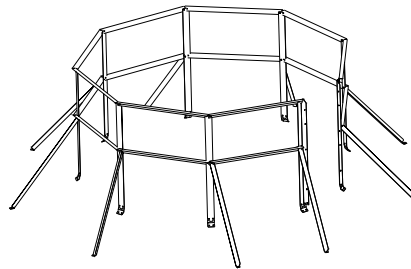
38000 Ladder Platform



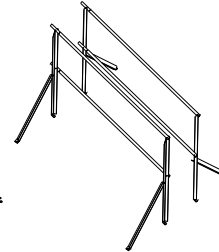
39000 End Platform



10' Safety Walkaround



10' Peak Handrail



18' Roof Ladder Handrail

18' Roof Stairs

Top Safety Packages

With Handrail, Intermediate Rail and Kickboard

For Peak Handrail, allow at least 6" over desired work area for handrail clearance

50070	7' Peak Handrail (8 Sections, 84 1/4" inside diameter).....	103 lbs.....	\$ 503.00
50090	9' Peak Handrail (8 Sections, 105" inside diameter).....	112 lbs.....	\$ 555.00
50100	10' Peak Handrail (9 Sections, 117" inside diameter).....	125 lbs.....	\$ 603.00
50135	13'6" Peak Handrail (12 Sections, 157 3/4" inside dia.).....	165 lbs.....	\$ 822.00
51007	7' Safety Walkaround (8 Sec, 38 3/4" inside, 83 3/4" out.).....	210 lbs.....	\$ 1,317.00
51009	9' Safety Walkaround (8 Sec, 64" inside, 105 1/4" out.).....	290 lbs.....	\$ 1,372.00
51100	10' Safety Walkaround (9 Sec, 76" inside, 119 1/2" out)....	315 lbs.....	\$ 1,553.00
51135	13'6" Safety Walkaround (12 Sec, 114 3/4" in., 165 1/4" out)....	420 lbs.....	\$ 1,966.00

Roof Stairs

41774 Main Street; PO Box 191
 East Lynn IL 60932
 217-375-4244; FAX 217-375-4245
www.greeneinstairs.com

All Galvanized Material
 F.O.B. East Lynn IL 60932
 Prices subject to change without notice
 Page 3



Price List
December 1, 2011

Includes Handrail and Intermediate Rail on both sides
The length of stairs is calculated for a 10' walkaround or 10' handrail on a 35° bin roof.
If a Top Safety Package is not used, order the next length up to reach the peak.

Diameter	Part	Steps	Weight	Price	No. of sections	
					4'0"	5'4"
18'	50118	4	70 lbs	345.00	0	1
21'	52021	6	112 lbs	516.00	2	0
24'	51124	7	126 lbs	601.00	1	1
27'	50227	8	140 lbs	686.00	0	2
30'	53030	9	168 lbs	775.00	3	0
33'	51233	11	196 lbs	944.00	1	2
36'	50336	12	210 lbs	1035.00	0	3
39'	53139	13	238 lbs	1117.00	3	1
40'	52240	14	252 lbs	1204.00	2	2
42'	51342	15	266 lbs	1291.00	1	3
45'	50445	16	280 lbs	1381.00	0	4
48'	53248	17	308 lbs	1460.00	3	2
49'	52349	18	322 lbs	1550.00	2	3
51'	51451	19	336 lbs	1640.00	1	4
54'	50554	20	350 lbs	1716.00	0	5
55'	53355	21	378 lbs	1805.00	3	3
57'	52457	22	392 lbs	1898.00	2	4
60'	51560	23	406 lbs	1980.00	1	5
63'	50663	24	420 lbs	2074.00	0	6
66'	52566	26	462 lbs	2243.00	2	5
69'	51669	27	476 lbs	2331.00	1	6
72'	50772	28	490 lbs	2412.00	0	7
74'	53574	29	518 lbs	2493.00	3	5
75'	52675	30	532 lbs	2580.00	2	6
78'	51778	31	546 lbs	2666.00	1	7
81'	53681	33	588 lbs	2848.00	3	6
84'	52784	34	602 lbs	2935.00	2	7
87'	51887	35	616 lbs	3021.00	1	8
90'	53790	37	658 lbs	3183.00	3	7
93'	52893	38	672 lbs	3280.00	2	8
96'	51996	39	686 lbs	3368.00	1	9
99'	53899	41	728 lbs	3537.00	3	8
102'	52912	42	742 lbs	3626.00	2	9
105'	50105	44	770 lbs	3808.00	0	11
Single Sections						
4' 0"	53000	3	56 lbs	258.00		
5' 4"	54000	4	70 lbs	345.00		

Add 51500 Top Post if not used with a Peak Handrail or a Safety Walkaround.

51400	Access Rail for manhole.....	16 lbs.....	\$81.00
51450	Manhole Guardrail.....	64 lbs.....	\$323.00
51500	Top Post Package for Roof Stairs.....	20 lbs.....	\$99.00

Only needed when not used with a Peak Handrail or Walkaround.



Roof Ladder Handrail

Includes Handrail and Intermediate Rail on both sides with top post.
The length of roof ladder handrail is calculated for a 10' walkaround or 10' peak handrail on a 35° roof.
If a Top Safety Package is not used, order the next length up to reach the peak.

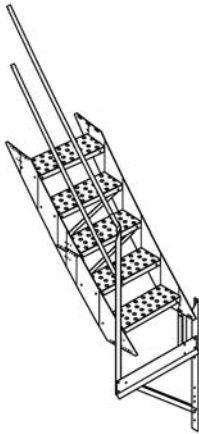
Diameter	Part	Weight	Price	No. of Sections	
				4'0"	5'4"
18'	55118	38 lbs	211.00	0	1
21'	57021	59 lbs	311.00	2	0
24'	56124	62 lbs	336.00	1	1
27'	55227	65 lbs	361.00	0	2
30'	58030	83 lbs	434.00	3	0
33'	56233	89 lbs	483.00	1	2
36'	55336	92 lbs	509.00	0	3
39'	58139	105 lbs	584.00	3	1
40'	57240	102 lbs	598.00	2	2
42'	56342	116 lbs	632.00	1	3
45'	55045	119 lbs	660.00	0	4
48'	58248	126 lbs	731.00	3	2
49'	57349	129 lbs	745.00	2	3
51'	56451	143 lbs	785.00	1	4
54'	55554	151 lbs	803.00	0	5
55'	58355	153 lbs	865.00	3	3
57'	57457	161 lbs	907.00	2	4
60'	56560	170 lbs	929.00	1	5
63'	55663	173 lbs	959.00	0	6
66'	57566	194 lbs	1058.00	2	5
69'	56669	197 lbs	1078.00	1	6
72'	55772	200 lbs	1104.00	0	7
74'	58574	207 lbs	1159.00	3	5
75'	57675	221 lbs	1199.00	2	6
78'	56778	224 lbs	1225.00	1	7
81'	58681	245 lbs	1345.00	3	6
84'	57784	248 lbs	1357.00	2	7
87'	56887	251 lbs	1381.00	1	8
90'	58790	272 lbs	1474.00	3	7
93'	57893	275 lbs	1506.00	2	8
96'	56996	278 lbs	1532.00	1	9
99'	58899	299 lbs	1630.00	3	8
102'	57912	302 lbs	1656.00	2	9
105'	55105	308 lbs	1696.00	0	11
Single Sections					
4' 0"	58000	24 lbs	125.00		
5' 4"	59000	27 lbs	150.00		

Easy Step Product Line

Easy Step Sidewall Stairs

- Sidewall stairs feature a wider 9"x24" step and lower rise.
- Comfortable round handrail with P-strap connection.
- 2-piece wall brackets position stairs 7" from wall and accommodate wind rings.
- Designed for bins 30' diameter and larger.
- Stair Section can also be used on a straight wall for design flexibility.
- Stair Platform with 50"x24" deck features removable kickboards for 1 end and 2 sides. Platform travels 7 bolts (65 5/8") around bin. Platform section includes stairs to complete top ring.
- Intermediate Platform with 44"x24" deck features kickboards for 2 sides and travels 8 bolts (75") around bin. Intermediate Platform section includes stairs to complete ring.
- Ladder, Twin, and End Platforms each have a 50"x24" deck.
- Available for 44", 42", 39"/1M, and 45" rings. See pricelist on facing page.

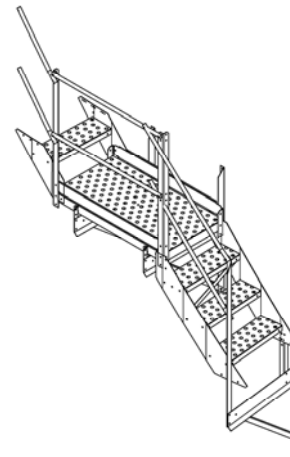
44" Stair Section



Stair Platform



Intermediate Platform



Easy Step Roof Stairs

- 9"x24" step and lower rise allows for smoother transition from Easy Step Sidewall Stairs.
- 9" run has no gaps between steps. Rise is determined by pitch of roof.
- Each section attaches to the roof panel with a 2-point connection for easier installation.

Other Commercial Products Available

Call for more information and pricing

- Roof Stairs for use on Tower Dryers
- Mid-Roof Walkarounds for servicing roof exhaust systems
- Sidewall Deck that attaches to stiffeners at any height on the sidewall
- Door Deck for accessing doors located over tunnels



Easy Step Sidewall Stairs

To calculate parts needed, order 1 Stair Platform and Top Section for the top ring and 1 Stair Section for each remaining ring. To use an Intermediate Platform, substitute an Intermediate Platform pack for 1 Stair Section. For example, on an 8-ring 44" sheet bin with an Intermediate Platform, use 1-ES3526, 1-ES3644, and 6-ES4400.

44" Rings

ES4400	44" Stair Section	82 lbs.....	\$332.00
ES3544	Stair Platform and Top Section for 44" ring.....	179 lbs.....	\$737.00
ES3644	Intermediate Platform and Stairs for 44" ring.....	151 lbs.....	\$657.00
ES3844	Ladder Platform with 1 end and 2 side kickboards	89 lbs.....	\$407.00
ES3744	Twin Platform with 2 end kickboards.....	88 lbs.....	\$399.00
ES3944	End Platform with 2 end and 2 side kickboards.....	94 lbs.....	\$444.00
ES3850	Platform Filler.....	35 lbs.....	\$110.00

42" Rings

ES4200	42" Stair Section	82 lbs.....	\$332.00
ES3542	Stair Platform and Top Section for 42" ring.....	179 lbs.....	\$737.00
ES3642	Intermediate Platform and Stairs for 42" ring.....	151 lbs.....	\$657.00
ES3842	Ladder Platform with 1 end and 2 side kickboards	89 lbs.....	\$407.00
ES3742	Twin Platform with 2 end kickboards.....	88 lbs.....	\$399.00
ES3942	End Platform with 2 end and 2 side kickboards.....	94 lbs.....	\$444.00
ES3850	Platform Filler.....	35 lbs.....	\$110.00

39"/1M Rings

ES3900	39" Stair Section	82 lbs.....	\$332.00
ES3539	Stair Platform and Top Section for 39" ring.....	179 lbs.....	\$737.00
ES3639	Intermediate Platform and Stairs for 39" ring.....	151 lbs.....	\$657.00
ES3839	Ladder Platform with 1 end and 2 side kickboards	89 lbs.....	\$407.00
ES3739	Twin Platform with 2 end kickboards.....	88 lbs.....	\$399.00
ES3939	End Platform with 2 end and 2 side kickboards.....	94 lbs.....	\$444.00
ES3850	Platform Filler.....	35 lbs.....	\$110.00

45" Rings

ES4500	45" Stair Section	82 lbs.....	\$332.00
ES3545	Stair Platform and Top Section for 45" ring.....	179 lbs.....	\$737.00
ES3645	Intermediate Platform and Stairs for 45" ring.....	151 lbs.....	\$657.00
ES3845	Ladder Platform with 1 end and 2 side kickboards	89 lbs.....	\$407.00
ES3745	Twin Platform with 2 end kickboards.....	88 lbs.....	\$399.00
ES3945	End Platform with 2 end and 2 side kickboards.....	94 lbs.....	\$444.00
ES3850	Platform Filler.....	35 lbs.....	\$110.00

ESG01	Easy Step Stair Gate.....	30 lbs.....	\$160.00
-------	---------------------------	-------------	----------



Easy Step Roof Stairs

Includes Handrail and Intermediate Rail on Both Sides

Diameter	Part	Steps	Weight	Price	No. of Sections	
					4 Step	6 Step
15'	ES51015	4	69 lbs	348.00	1	0
18'	ES50118	6	92 lbs	471.00	0	1
21'	ES52021	8	138 lbs	696.00	2	0
24'	ES51124	10	161 lbs	819.00	1	1
27'	ES53027	12	207 lbs	1,043.00	3	0
30'	ES52130	14	230 lbs	1,166.00	2	1
33'	ES51233	16	253 lbs	1,290.00	1	2
36'	ES53136	18	299 lbs	1,514.00	3	1
39'	ES52239	20	322 lbs	1,637.00	2	2
42'	ES51342	22	345 lbs	1,760.00	1	3
45'	ES53245	24	391 lbs	1,985.00	3	2
48'	ES52348	26	414 lbs	2,108.00	2	3
51'	ES51451	28	437 lbs	2,231.00	1	4
54'	ES53354	30	483 lbs	2,456.00	3	3
60'	ES51560	34	529 lbs	2,702.00	1	5
72'	ES53572	42	667 lbs	3,398.00	3	5
75'	ES52675	44	690 lbs	3,521.00	2	6
78'	ES51778	46	713 lbs	3,644.00	1	7
87'	ES51887	52	805 lbs	4,115.00	1	8
90'	ES53790	54	851 lbs	4,339.00	3	7
96'	ES51996	58	897 lbs	4,586.00	1	9
99'	ES501099	60	920 lbs	4,709.00	0	10
102'	ES529102	62	966 lbs	4,933.00	2	9
105'	ES5110105	64	989 lbs	5,057.00	1	10
132'	ES5113132	82	1265 lbs	6,469.00	1	13
135'	ES5312135	84	1311 lbs	6,694.00	3	12

Add an ES51500 if the roof stairs are not used with an
Easy Step Safety Walkaround

ES51100	Easy Step 11' Safety Walkaround	317 lbs	\$1,642.00
ES51200	Easy Step 12' Safety Walkaround	430 lbs	\$2,408.00
ES51450	Easy Step Manhole Guardrail	46 lbs	\$173.00
ES51500	Easy Step Top Post Package	16 lbs	\$81.00

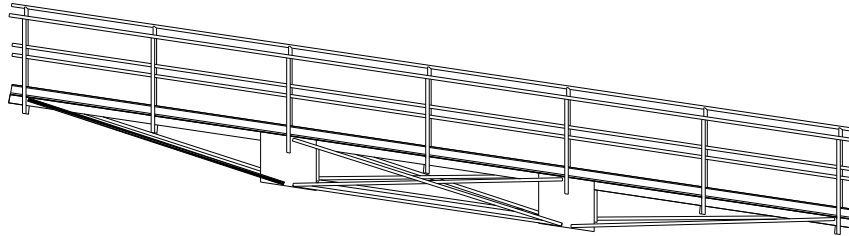


Easy Step Roof Ladder Handrail
Includes Handrail and Intermediate Rail on Both Sides

Diameter	Part	Steps	Weight	Price	No. of Sections	
					4 Step	6 Step
15'	ES61015	4	31 lbs	153.00	1	0
18'	ES60118	6	37 lbs	186.00	0	1
21'	ES62021	8	61 lbs	308.00	2	0
24'	ES61124	10	67 lbs	339.00	1	1
27'	ES63027	12	92 lbs	461.00	3	0
30'	ES62130	14	98 lbs	492.00	2	1
33'	ES61233	16	104 lbs	524.00	1	2
36'	ES63136	18	128 lbs	646.00	3	1
39'	ES62239	20	135 lbs	678.00	2	2
42'	ES61342	22	141 lbs	710.00	1	3
45'	ES63245	24	165 lbs	832.00	3	2
48'	ES62348	26	171 lbs	863.00	2	3
51'	ES61451	28	178 lbs	894.00	1	4
54'	ES63354	30	202 lbs	1,016.00	3	3
60'	ES61560	34	215 lbs	1,080.00	1	5
72'	ES63572	42	278 lbs	1,286.00	3	5
75'	ES62675	44	282 lbs	1,419.00	2	6
78'	ES61778	46	288 lbs	1,450.00	1	7
87'	ES61887	52	325 lbs	1,635.00	1	8
90'	ES63790	54	349 lbs	1,758.00	3	7
96'	ES61996	58	362 lbs	1,821.00	1	9
99'	ES601099	60	368 lbs	1,852.00	0	10
102'	ES629102	62	392 lbs	1,974.00	2	9
105'	ES6110105	64	399 lbs	2,007.00	1	10
132'	ES6113132	82	509 lbs	2,562.00	1	13
135'	ES6312135	84	533 lbs	2,684.00	3	12

ES61100	Easy Step 11' Peak Handrail	208 lbs	\$819.00
ES61450	Easy Step Manhole Guardrail	46 lbs	\$173.00

Manwalk



61410	10' 14 ga Manwalk only.....	93 lbs	\$346.00
61412	12' 14 ga Manwalk only.....	112 lbs	\$409.00
62410	10' 14 ga Manwalk w/ hand & intermediate rails.....	205 lbs	\$607.00
62412	12' 14 ga Manwalk w/ hand & intermediate rails.....	243 lbs	\$732.00

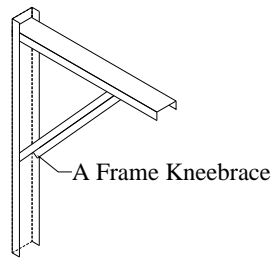
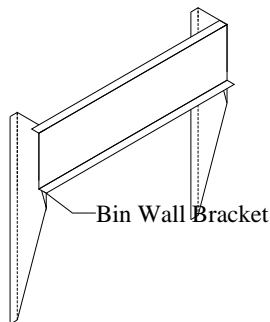
12 ga. Galvanized Manwalk

12 ga. Steel, 24" wide with 4" Kickboard, Load Capacity of 700 lbs.

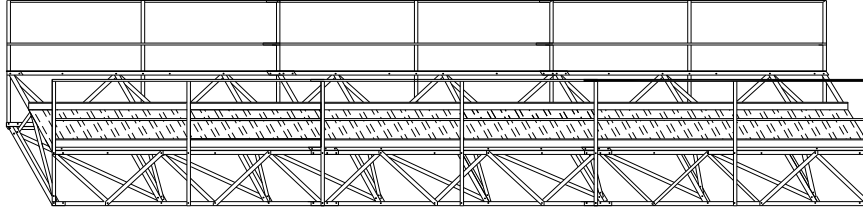
61210	10' 12 ga Manwalk only.....	128 lbs....	\$450.00
61212	12' 12 ga Manwalk only.....	154 lbs....	\$538.00
62210	10' 12 ga Manwalk w/ hand & intermediate rails.....	240 lbs....	\$713.00
62212	12' 12 ga Manwalk w/ hand & intermediate rails.....	285 lbs....	\$859.00
62220	20' 12 ga Manwalk w/ hand & intermediate rails.....	551 lbs....	\$1,675.00
62224	24' 12 ga Manwalk w/ hand & intermediate rails.....	641 lbs....	\$2,009.00
62230	30' 12 ga Manwalk w/ hand & intermediate rails.....	867 lbs....	\$2,648.00
62232	32' 12 ga Manwalk w/ hand & intermediate rails.....	921 lbs....	\$2,920.00
62234	34' 12 ga Manwalk w/ hand & intermediate rails.....	966 lbs....	\$3,066.00
62236	36' 12 ga Manwalk w/ hand & intermediate rails.....	1011 lbs....	\$3,213.00
62240	40' 12 ga Manwalk w/ hand & intermediate rails.....	1067 lbs....	\$3,900.00
62244	44' 12 ga Manwalk w/ hand & intermediate rails.....	1114 lbs....	\$4,119.00
62248	48' 12 ga Manwalk w/ hand & intermediate rails.....	1194 lbs....	\$4,415.00

Mounts for Manwalk

60036	A Frame Kneebrace Mount for Manwalk under 40'.....	30 lbs....	\$118.00
	Use when Manwalk is parallel with the face of the bin.		
60636	A Frame Kneebrace Mount for Manwalk 40' - 48'.....	41 lbs....	\$153.00
60039	Bin Wall Bracket for Manwalk.....	25 lbs....	\$108.00
	Use when Manwalk is perpendicular to the face of the bin.		
60048	48" A Frame Kneebrace.....	70 lbs....	\$353.00
98043	Cut In Roof Hatch, Complete Package from Chief.....	11 lbs.....	\$151.00



Galvanized Conveyor Support With 24" Manwalk and Handrails



69280	10' 28" x 17" Bridged Manwalk / Handrails.....	302 lbs....	\$1,571.00
69360	10' 36" x 17" Conveyor Support/Handrails.....	314 lbs....	\$1,638.00
69420	10' 42" x 17" Conveyor Support/Handrails.....	324 lbs....	\$1,690.00
69480	10' 48" x 17" Conveyor Support/Handrails.....	338 lbs....	\$1,764.00
64420	10' 42" x 27" Conveyor Support/Handrails.....	342 lbs....	\$1,781.00
64480	10' 48" x 27" Conveyor Support/Handrails.....	350 lbs....	\$1,824.00
64485	10' 48" x 27" Conveyor Support with 8 ga siderails.....	370 lbs....	\$1,857.00
64882	10' 48" x 27" Conveyor Support with double brace..... and 8 gauge siderails.	422 lbs....	\$2,053.00

Manwalk pitch should not exceed 20 degrees. For steeper inclines, specify
 VP for Variable Pitch stair degree to 45 degree, i.e. 69420VP, or
 RS for Roof Stairs 35 degree i.e. 69420RS. No extra charge for these options.

Support Towers

T17171	10' 17" x 17" Tower single brace.....	175 lbs....	\$914.00
T17172	10' 17" x 17" Tower double brace.....	210 lbs....	\$1,094.00
T27171	10' 27" x 17" Tower single brace.....	179 lbs....	\$898.00
T27172	10' 27" x 17" Tower double brace.....	256 lbs....	\$1,286.00
T48271	10' 48" x 27" Tower single brace.....	236 lbs....	\$1,230.00
T48272	10' 48" x 27" Tower double brace.....	336 lbs....	\$1,687.00
T48278	10' 48" x 27" 8 ga Tower single brace.....	256 lbs....	\$1,336.00
T82782	10' 48" x 27" 8 ga Tower double brace.....	380 lbs....	\$1,985.00

Accessories

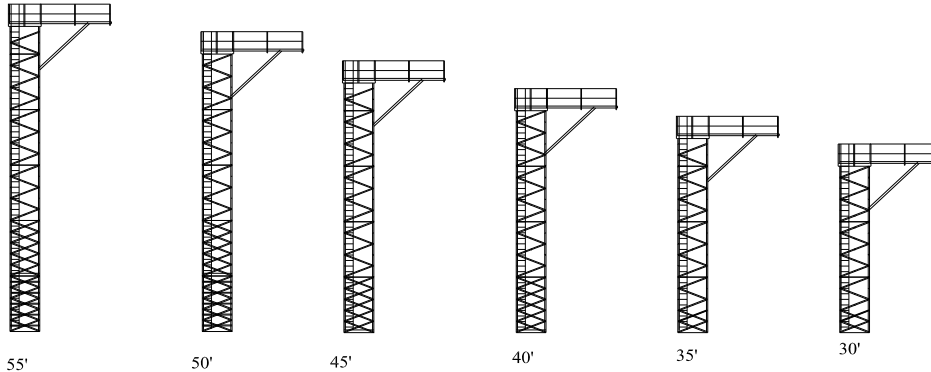
T48301	48" top 30" bottom 17" Tower.....	68 lbs....	\$356.00
T60362	60" top 36" bottom 27" Tower.....	82 lbs....	\$427.00
T60364	60" top 36" bottom 48" x 27" Tower.....	82 lbs....	\$427.00
WME102	10' Ext. for Wall Mounted Support/2 stiffener tank.....	212 lbs....	\$1,106.00
WM0102	10' Base Wall Mount. Attach to side wall. Use WME102 above roof..	168 lbs....	\$866.00
TSO100	Tower Stand Off to bin bracket close.....	15 lbs....	\$79.00
TSO105	Tower Stand Off 5'.....	92 lbs....	\$375.00
A1222	10' 2" x 2" x 12 ga galvanized angle.....	15 lbs....	\$64.00
A1022	10' 2" x 2" x 10 ga galvanized angle.....	17 lbs....	\$72.00
A0822	10' 2" x 2" x 8 ga galvanized angle.....	23 lbs....	\$100.00

Support Rings for top of bin, around fill hole

with 4 1/2" vertical leg and 1 1/2" horizontal leg, 8 gauge galvanized steel

SR8050	50" Support Ring.....	51 lbs....	\$268.00
SR8066	66" Support Ring.....	68 lbs....	\$357.00
SR8083	83" Support Ring.....	85 lbs....	\$446.00
SR8100	100" Support Ring.....	102 lbs....	\$536.00

Towers for Grain Loop Systems



Pictured tower features
 Tower with 64550,
 MB212, and Ladder and
 Cage.

Tower includes 4 legs and
 cross bracing.

48" x 48" Loop Tower

Ladder and Cage

64551 55 ft tower.....	2290 lbs....	\$9,352.00
64521 52.5 ft.tower.....	2199 lbs....	\$8,967.00
64501 50 ft tower.....	2024 lbs....	\$8,241.00
64471 47.5 ft tower.....	1933 lbs....	\$7,856.00
64451 45 ft tower.....	1855 lbs....	\$7,529.00
64421 42.5 ft tower.....	1763 lbs....	\$7,144.00
64401 40 ft tower.....	1617 lbs....	\$6,540.00
64371 37.5 ft tower.....	1526 lbs....	\$6,293.00
64351 35 ft tower.....	1443 lbs....	\$5,929.00
64321 32.5 ft tower.....	1352 lbs....	\$5,544.00
64301 30 ft tower.....	1232 lbs....	\$5,040.00
64271 27.5 ft tower.....	1028 lbs....	\$4,296.00
64230 Ladder platform.....		\$550.00
64590 Top Deck 5x9.....		\$2,610.00
64550 Top Deck 5x5.....		\$1,374.00

LC0055.....	\$2,834.00
LC0055.....	\$2,834.00
LC0050.....	\$2,578.00
LC0050.....	\$2,578.00
LC0045.....	\$2,384.00
LC0045.....	\$2,384.00
LC0040.....	\$2,125.00
LC0040.....	\$2,125.00
LC0035.....	\$1,929.00
LC0035.....	\$1,929.00
LC0030.....	\$1,673.00
LC0030.....	\$1,673.00

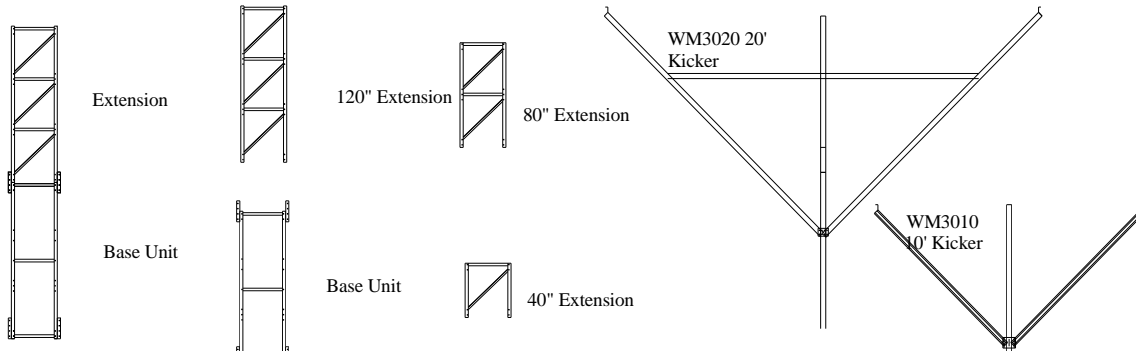
Ladder run has no rest platform.

MB212 Manwalk and supports to service drop valve over driveway.....	407 lbs....	\$1,339.00
Includes knee brace. Inside edge of MB212 needs to be in line with edge of tower.		
T2717 27" x 17" single brace Tower 10' section.....	179 lbs....	\$932.00
B0036 Bottom mounting Flange for 27" tower.....	30 lbs....	\$161.00

Wall Mounts for Loop Systems and Manwalks

41774 Main Street; PO Box 191
 East Lynn IL 60932
 217-375-4244; FAX 217-375-4245
 www.greeneinstairs.com

All Galvanized Material
 F.O.B. East Lynn IL 60932
 Prices subject to change without notice
 Page 12



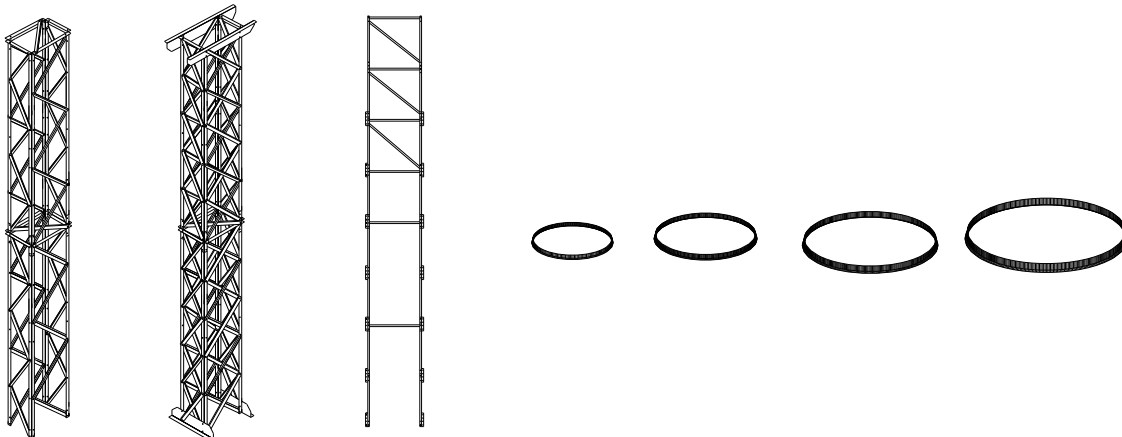
Wall Mounted Support for Loop Tube

WM1036	Loop Wall Support Base Unit 10'.....	160 lbs.....	\$571.00
	Base unit fits on the bin wall and has brackets to attach to wall.		
WM2036	Wall Loop 10' Extension.....	160 lbs.....	\$571.00
WM2436	Wall Loop Support Extension 40".....	60 lbs.....	\$222.00
WM2836	Wall Loop Support Extension 80".....	111 lbs.....	\$404.00

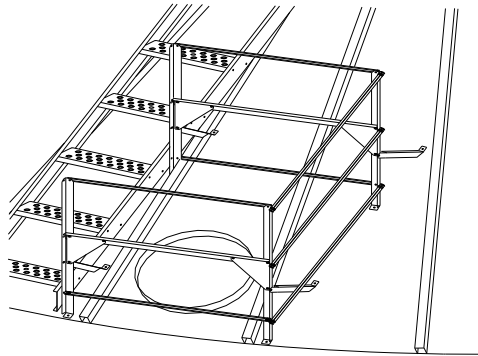
Extensions are mounted on top of the base unit. The top bracket on the bin should be within 5' of the eave of the bin.
 Channels on the wall mount are 36" apart.

Kickers for Wall Mounted Support for Loop Tube

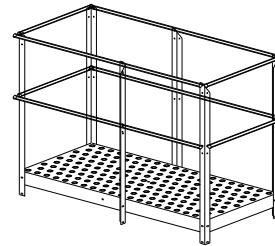
WM3020	Wall Loop Kicker 20'.....	778 lbs.....	\$2,928.00
	with 20' siderail, positioning support for a clamp on the tube 28' apart.		
WM3010	Wall Loop Kicker 10'.....	390 lbs.....	\$1,466.00
	with 10' siderail, positioning support for a clamp on the tube 16' apart.		



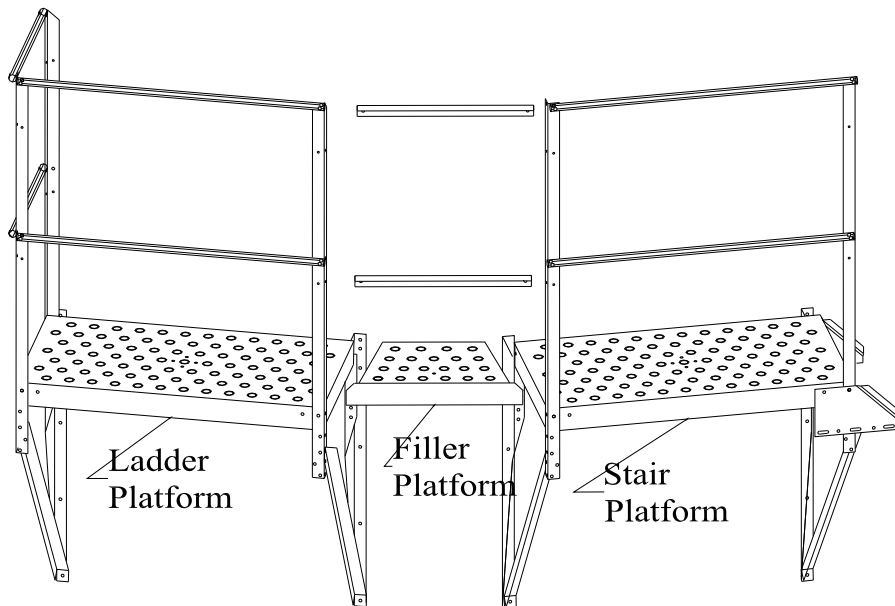
Single Brace Tower, Double Brace Tower, 40' Bin Wall Support and 50", 66", 83" and 100" Support Rings



51450 Manhole Guard Rail



63500 Straight Up Stair Platform
 50" x 24" Deck. Any of the four sides may be used for access. No mounting brackets included.
 60036 A Frame Kneebrace Mount may be used (see page 10).

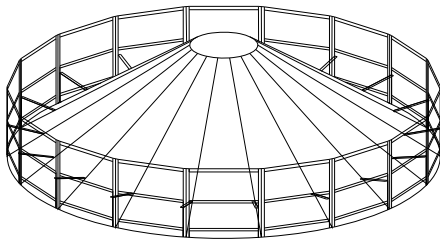


38000 Ladder Platform

38050 Platform Filler

35000 Stair Platform

Eave Guard Rails



Select Eave Guard Rail package based on roof diameter and number of roof panels per wall sheet (3 or 4). Specify brand of bin to verify compatibility.

Package includes, per section:

- 1 42" Vertical Post
- 3 Horizontal rails (top, center, bottom)
- 1 Brace
- 1 Hardware Package

Single Sections

ER 3 Section for 3-panel roof 11 lbs.... \$54.00
 ER 4 Section for 4-panel roof 11 lbs.... \$54.00

3-Panel Roof		4-Panel Roof	
		Dia	
ER 318	\$972.00	18	ER 418 \$1,296.00
ER 321	\$1,134.00	21	ER 421 \$1,512.00
ER 324	\$1,296.00	24	ER 424 \$1,728.00
ER 327	\$1,458.00	27	ER 427 \$1,944.00
ER 330	\$1,620.00	30	ER 430 \$2,160.00
ER 333	\$1,782.00	33	ER 433 \$2,376.00
ER 336	\$1,944.00	36	ER 436 \$2,592.00
ER 339	\$2,106.00	39	ER 439 \$2,808.00
ER 342	\$2,268.00	42	ER 442 \$3,024.00
ER 345	\$2,430.00	45	ER 445 \$3,240.00
ER 348	\$2,592.00	48	ER 448 \$3,456.00
ER 351	\$2,754.00	51	ER 451 \$3,672.00
ER 354	\$2,916.00	54	ER 454 \$3,888.00
ER 357	\$3,078.00	57	ER 457 \$4,104.00
ER 360	\$3,240.00	60	ER 460 \$4,320.00
ER 363	\$3,402.00	63	ER 463 \$4,536.00
ER 366	\$3,564.00	66	ER 466 \$4,752.00
ER 369	\$3,726.00	69	ER 469 \$4,968.00
ER 372	\$3,888.00	72	ER 472 \$5,184.00
ER 375	\$4,050.00	75	ER 475 \$5,400.00
ER 378	\$4,212.00	78	ER 478 \$5,616.00
ER 381	\$4,374.00	81	ER 481 \$5,832.00
ER 384	\$4,536.00	84	ER 484 \$6,048.00
ER 387	\$4,698.00	87	ER 487 \$6,264.00
ER 390	\$4,860.00	90	ER 490 \$6,480.00
ER 393	\$5,022.00	93	ER 493 \$6,696.00
ER 396	\$5,184.00	96	ER 496 \$6,912.00
ER 399	\$5,346.00	99	ER 499 \$7,128.00
ER 3102	\$5,508.00	102	ER 4102 \$7,344.00
ER 3105	\$5,670.00	105	ER 4105 \$7,560.00

Grease Gun Holder



\$20.00 each. Sold in case lots of 24.
Standard discounts apply.

Scoop Shovel Holder



\$20.00 each. Sold in case lots of 24.
Standard discounts apply.

***Dedicated to producing quality products
to improve the safety, accessibility, and efficiency of grain bins
and grain handling systems for over 30 years***

In the 1970's, company founder Paul Greene fulfilled the need for safe and easy access for grain bins with the original sidewall stairs design. Greene Galvanized Stairs has been building on the foundation of product innovation to meet the needs of customers for over 30 years.

As a family business that now includes the third generation, Greene continues to manufacture quality products for safe and efficient grain handling systems with experience and excellence.

Quality grain bin accessories, made in the USA